

# Sanitary 3 Way Ball Valve

## 卫生级三通球阀

### Product Information 产品信息

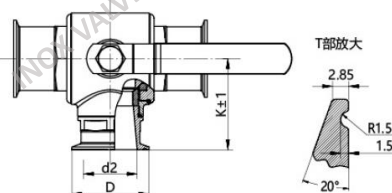
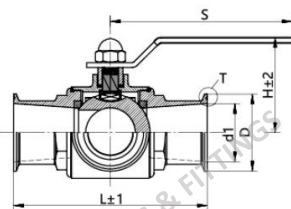
3 Way Ball Valve mainly used to cut, distribute and change the flow direction. T-port can make three orthogonal pipes communicate with each other or cut off the flow direction of any one of the pipes, can split and merge. The L-port can only be connected with each other.

三通球阀在管路中主要用来做切断、分配和改变介质的流动方向。T型能使三条正交的管道相互联通和切断第三条通道，起分流、合流作用。L型只能连接相互正交的两条管道，不能同时保持第三条管道的相互连通，只起分配作用。

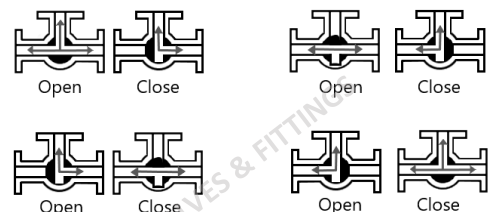
- Type: T port and L port  
类型: T型和L型
- Operation: Manual, Pneumatic, Actuator  
操控: 手动, 气动, 电动
- Working Temperature : -20°C to +130°C  
工作温度: -20°C to +130°C
- Working Pressure : 0 to 16 Bar  
工作压力: 0 to 16 Bar
- Steel Material: 304 / 316L  
金属材质: 304/316L
- Seal Material : Teflon  
密封圈材质: 四氟乙烯
- Size: 3/4" to 4" (other sizes available on request)



Size	d1	d2	D	L	K	H	S
3/4"	17.0	17.0	50.5	105.0	50.5	56.0	102.0
1.0"	22.0	22.0	50.5	120.0	60.0	62.0	142.0
1.5"	35.0	35.0	50.5	155.0	74.0	75.0	142.0
2.0"	47.5	42.0	64.0	168.0	84.0	88.0	165.0
2.5"	59.0	67.0	77.5	195.0	111.0	109.0	230.0
3.0"	72.0	66.0	91.0	215.0	116.0	112.0	230.0
4.0"	100.0	94.0	119.0	260.0	147.0	164.0	332.0



### T Port Flow Direction



### L Port Flow Direction

